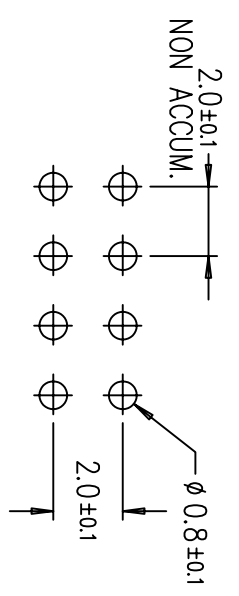
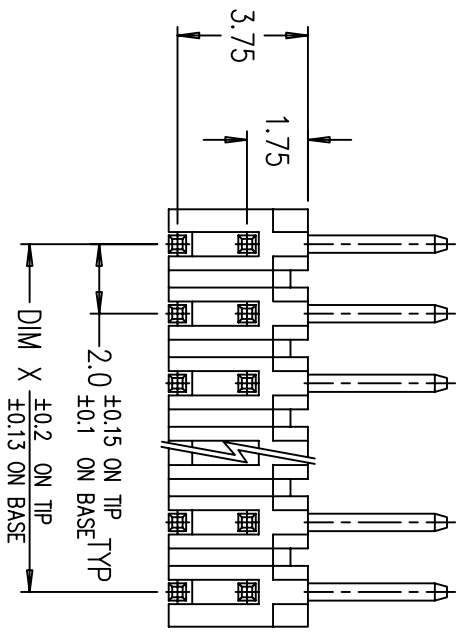
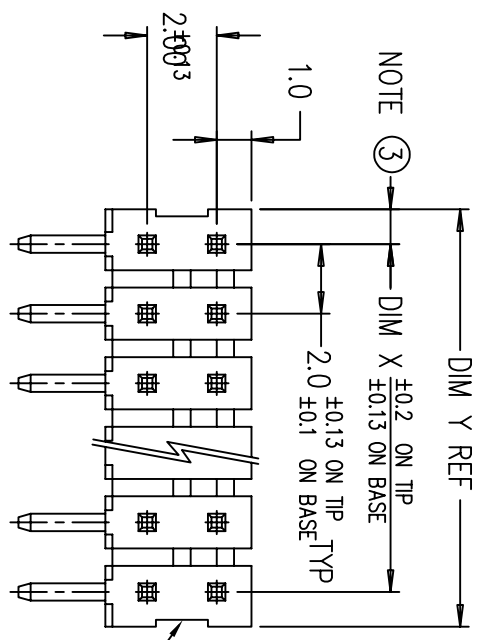
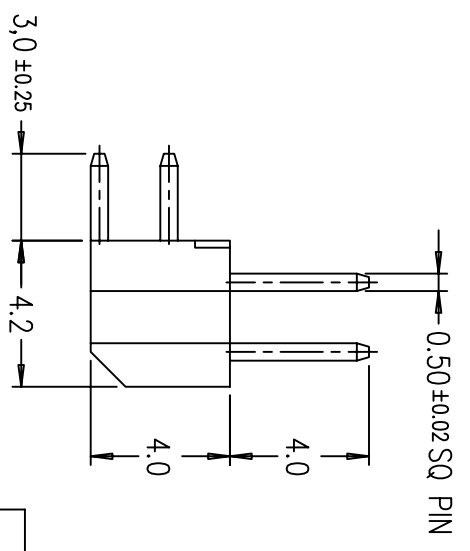


form: A



PCB THK : 1.6 ± 0.1

RECOMMENDED MOUNTING HOLE LAYOUT



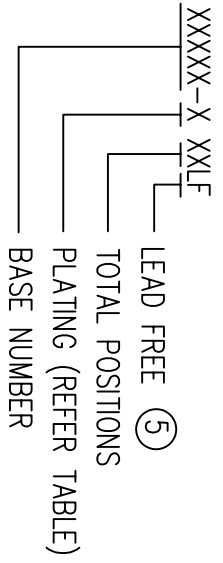
CONFIDENTIAL

mat'l. code	surface	tolerance	projection	product family
	ISO 1302	ISO 406 ISO 1101	MM	MINITEK
itr ecn no/dr	date	tolerances unless otherwise specified	scale 5:1	title
C S0399	5/TAM 1/16/90	angles		MINITEK II HEADER
D S00232	CHWA 9/24/90	linear		(2 ROWS R/A)
E S00285	BSL 11/13/90	±0.25		
F S05-0053KEM	2/24/05/dr			dwg no
G S06-0236KHL	7/17/06	ML CHWA 11/13/90		86453
		BS LOW 11/13/90		sheet 1 of 2
		KH LEE 7/17/06		size
		JOEY NG 7/17/06		A
sheet revision	G	G		type
index sheet	1	2		Product Customer Drawing



PRODUCT NO	POS	DIM X	DIM Y
86453-X02	2X1	- OBSOLETE	-
X04	2X2	2	4
X06	2X3	4	6
X08	2X4	6	8
X10	2X5	8	10
X12	2X6	10	12
X14	2X7	12	14
X16	2X8	14	16
X18	2X9	16	18
X20	2X10	18	20
X22	2X11	20	22
X24	2X12	22	24
X26	2X13	24	26
X28	2X14	26	28
X30	2X15	28	30
X32	2X16	30	32
X34	2X17	32	34
X36	2X18	34	36
X38	2X19	36	38
X40	2X20	38	40
X42	2X21	40	42
X44	2X22	42	44
X46	2X23	44	46
X48	2X24	46	48
X50	2X25	48	50

PRODUCT DESCRIPTION CODE :



PLATING	DESCRIPTION
0	0.2 um Au
1	0.76 um Au
2	UNASSIGNED
3	0.38 um Au
4	UNASSIGNED
5	0.38 um GXT
6	0.76 um GXT

NOTES

- MATERIAL
BODY : GLASS FILLED NYLON UL 94V-0 BLACK
PIN : PHOSPHOR BRONZE
- TOLERANCE UNLESS OTHERWISE NOTED ±0,25
- DIM 1.0 APPLIES TO MOLDED SIDE(S) ONLY.
IF SIDE(S) ARE SAW, DIM 0.5 MIN APPLIES.
- RECESS APPLIES TO MOLDED SIDE(S) ONLY.
- P/N:86453-XXXXL F IS SAME AS P/N:86453-XXX. THE SUFFIX 'LF' IS ADDED JUST FOR EASY LEAD FREE IDENTIFICATION
- THE HOUSING WILL WITHSTAND EXPOSURE TO 260° C PEAK TEMPERATURE FOR 10 SECONDS IN A WAVE SOLDER APPLICATION WITH A 1.57MM MINIMUM THICK CIRCUIT BOARD.
- THIS PRODUCT MEETS EUROPEAN UNION DIRECTIVES AND OTHER COUNTRY REGULATIONS AS DESCRIBED IN GS-22-008.

CONFIDENTIAL

matl. code	surface	tolerance	projection	product family
	ISO 1302	ISO 406 ISO 1101	MM	MINITEK
itr ecn no dr	date	ISO 1302	tolerances unless otherwise specified	title
G		±0.25	angles	MINITEK II HEADER
		linear	linear	(2 ROWS R/A)
		±3°	scale 5:1	dwg no
				86453
				sheet 2 of 2
				size
				A
sheet revision	dr	ML CHWA	11/13/90	type
index sheet	enrg	BS LOW	11/13/90	Product Customer Drawing
	chr	KH LEE	7/17/06	
	appd	JOEY NG	7/17/06	